

# SOCIAL STUDIES

## Kindergarten

TEKS ALIGNED

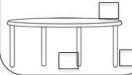
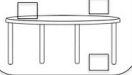


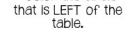
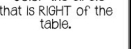
- ✓ National Holidays
- ✓ Historical Figures
- ✓ Chronology
- ✓ Geography / Location
- ✓ Landforms & more

Name: \_\_\_\_\_

### Relative Location

We use special words to help us know where things are.

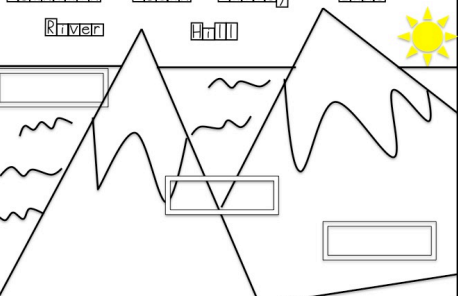
DIRECTIONS Read and listen carefully to each instructions. Do as it says.

<b>Over</b> Color the square that is <b>OVER</b> the table. 	<b>Under</b> Color the square that is <b>UNDER</b> the table. 	<b>Near</b> Color the square that is <b>NEAR</b> the table. 
<b>Far</b> Color the circle that is <b>FAR</b> from the table. 	<b>Left</b> Color the circle that is <b>LEFT</b> of the table. 	<b>Right</b> Color the circle that is <b>RIGHT</b> of the table. 

Name: \_\_\_\_\_

### Land and Water











Mountain Ocean Valley Lake  
River Hill



Name: \_\_\_\_\_

### Good -vs- Bad Citizens

Below are some pictures of people either being good or bad citizens. Color the word that they are being.

1  Good Bad	2  Good Bad
3  Good Bad	4  Good Bad
5  Good Bad	6  Good Bad
7  Good Bad	8  Good Bad
9  Good Bad	10  Good Bad

Name: \_\_\_\_\_

### Chronology

chronology means we put things that happened in the past in the correct order.

DIRECTIONS Think about this morning and waking up. Put the events in order.

First	Next	Then	Last
-------	------	------	------




Name: \_\_\_\_\_

### George Washington

The timeline of George Washington.

DIRECTIONS Cut and glue the events in order from first to last.

1	2	3
---	---	---

 Became the commander of the Virginia army.	 Became the first President of the USA in 1787.	 Born February 22, 1732.
---	---	--

Name: \_\_\_\_\_

### Where does food


Some of our food comes from ground, trees, and...

DIRECTIONS Draw a line matching the from.








UNIT  
1

# 1. Use picture books to teach the concept.



# 2. Follow up with worksheets.

<p>Name: _____</p> <h2>Nav</h2> <p>The Navy has lots of jobs, its seas safe for us and our</p> 	<p>Name: _____</p> <h2>Mar</h2> <p>The Marines are an elite jobs on land, in th</p> 	<p>Name: _____</p> <h2>Army</h2> <p>The Army does a lot for our always be ready to defend ou</p> 	<p>Name: _____</p> <h2>Air For</h2> <p>The Air Force protects of cyberspa</p> 	<p>Name: _____</p> <h2>Coast Guard</h2> <p>The Coast Guard protects the citizens out coast or sea.</p> 
---	---	--	--	--

Name: \_\_\_\_\_  
**What is a Holiday?**

A holiday is a day of doing no work and spending time with friends and family.

DIRECTIONS Read each clue, match the clue with the picture by drawing a line. Some picture will have multiple answers.

POW! CRACKLE! BOOM! ●

Independence Day! ●

This is something that we eat. ●

Bye bye year, hello new year! ●

The Pilgrims and Indians celebrated with a Feast. ●

July 4<sup>th</sup>, 1776 is very important. ●

A long journey over the ocean. ●


Yay America! ●



Name: \_\_\_\_\_  
**What was the Mayflower?**

The Mayflower was a ship that brought the Pilgrims to America. It sailed from England and landed at Plymouth, Massachusetts in 1620. The journey lasted 65 days.

DIRECTIONS Cut and paste the picture and words in order on a separate page.



ship. a It wa

Name: \_\_\_\_\_  
**Relative Location**

We use special words to help us know where things are.

DIRECTIONS Read and listen carefully to the instructions. Draw what it says.

**Over**

Color the square that is OVER the table.



**Under**

Color the square that is UNDER the table.



**Next to**

Color the square that is NEXT to the table.



**Far**

Color the square that is FAR from the table.



**Left**

Color the square that is LEFT of the table.



**Right**

Color the circle that is RIGHT of the table.



Where are the camels?



Near Far

Where are the flowering trees?



Left Right

The airplane is where to the grass?



Under Over

Name: \_\_\_\_\_  
**What is a Celebration?**

It is a special and happy event that people put together because something good happened.

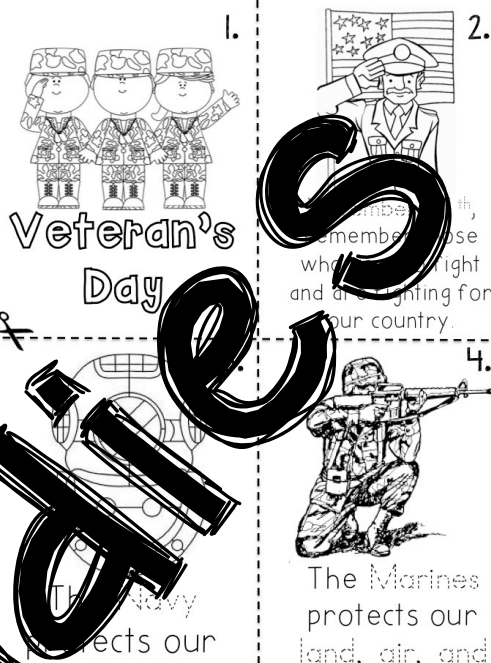
DIRECTIONS Look at each picture. If it is a happy event, color the word celebrate. If it is NOT happy, put an X on celebrate.



celebrate  
 celebrate  
 celebrate  
 celebrate  
 celebrate

Veteran's Day

The Navy protects our



Name: \_\_\_\_\_  
**Christopher Columbus**

In 1492 Columbus sailed the ocean blue!

DIRECTIONS Get with a partner, cut out the pictures and words. Flip them over, shuffle them and play the game.

He sailed 3 ships on his journey.	He sailed to America.	The King and Queen gave him money.
He sailed home.	Was a sailor.	He called the people "Indians"
He wanted to go back to America.	Wanted to find a faster way to China.	


Name: \_\_\_\_\_

**Timeline - Seasons**


1 of 2

Name: \_\_\_\_\_  
**River**

A river is a natural stream of water that flows through land and travels one direction.



Color the river blue.

Draw 4 rocks.

Draw a bird and nest in a tree.

Name: \_\_\_\_\_  
**Earning a Living**

Earning a living means you have a job that you go to and work at. Because you work, you get paid money.

DIRECTIONS Color yes or no if you would like to do this job.

yes no	yes no	yes no
yes no	yes no	yes no
yes no	yes no	yes no

# TEKS covered in this unit include:

- ❑ K.1A, B HISTORY: The student understands holidays are celebrations of special events. Identify national patriotic holidays such as Constitution Day, Presidents' Day, Veteran's Day, and Independence Day. Identify customs associated with national patriotic holidays such as parades and fireworks on Independence Day.
- ❑ K.2 HISTORY: The student understands how historical figures helped shape the state and nation. Identify contributions of historical figures, including Stephen F. Austin, George Washington, Christopher Columbus, and Jose Antonio Navarro, who helped shape the state and nation.
- ❑ K.3 A,B,C GEOGRAPHY: The student understands the concept of location. Use terms, including over, under, near, far, left, and right, to describe relative location. Locate places on the school campus and describe their relative locations. Identify tools that aid in determining location, including maps and globes.
- ❑ K.4 A,B GEOGRAPHY: The student understands physical and human characteristics of place to better understand self, home, family, classroom, and the world around them. Identify the physical characteristics of place such as landforms, bodies of water, Earth's resources, and weather. Identify how geographic location influences human characteristics of place such as shelter, clothing, food, and activities.
  
- ❑ K.13 A,B SOCIAL STUDIES SKILLS: The student applies critical thinking skills to organize and use information acquired from a variety of valid sources, including electronic technology. Obtain information about a topic using a variety of valid oral sources such as interviews, music, pictures, symbols, and artifacts with adult assistance; and sequence and categorize information.
- ❑ K.14 A,B, C, D SOCIAL STUDIES SKILLS: The student communicates in oral and visual forms. Place events in chronological order; use social studies terminology related to time and chronology correctly, including before, after, next, first, last, yesterday, today, and tomorrow; express ideas orally on knowledge and experiences; and create and interpret visuals, including pictures and maps.
- ❑ K.15 SOCIAL STUDIES SKILLS: The student uses problem-solving and decision-making skills, working independently and with others. To identify a problem, gather information, list and consider options, consider advantages and disadvantages, choose and implement a solution, and evaluate the effectiveness of the solution.

## Recommended Books to help teach Concepts:

<b>BOOK</b>	<b>AUTHOR</b>
Kids around the World Celebrate	Lynda Jones
Same, Same but Different	Jenny Sue Kostecki-Shaw
Celebrating Patriotic Holidays	Joel Kupperstein
Presidents' Day	Anne Rockwell
Veterans: Heroes in our Neighborhood	Valerie Pfundstein
What is Veterans Day?	Elaine Landau
Independence Day	Robin Nelson
Red, White, and Boom!	Lee Wardlaw
The Mayflower	Mark Greenwood
The Pilgrims' First Thanksgiving	Ann MCGovern
Look Where We Live!	Scott Ritchie
Who was George Washington	Roberta Edwards
Who was Christopher Columbus	Bonnie Bader
Jose Navarro	Christine Juarez
Being a Good Citizen	Mary Small
We are Citizens	Laine Falk
Being a Good Citizen	Adrian Vigliano
The Very Hungry Caterpillar	Eric Carle
Me on the Map	Joan Sweeney
Where Do I Live?	Neil Chesahow
The Everything Kids' Geography Book	Elizabeth Mills

## Recommended Books to help teach Concepts:

<b>BOOK</b>	<b>AUTHOR</b>
Maps and Globes	Jack Knowlton
What is Landforms?	Rebecca Rissman
Earth's Landforms and Bodies of Water	Natalie Hyde
Natural Resources!	Anita Yasuda
The Everything Kids' Weather Book	Joseph Snedeker
White House Kids	Joe Rhatigan
Landmarks	Katie Wilson

Name: \_\_\_\_\_

# What is a Celebration?

*It is a special and happy event that people put together because something **good** happened.*

DIRECTIONS: Look at each picture. If it is a happy event, color the word **celebrate**. If it is NOT happy, put an X on ~~celebrate~~.



celebrate



celebrate



celebrate



celebrate



celebrate



celebrate

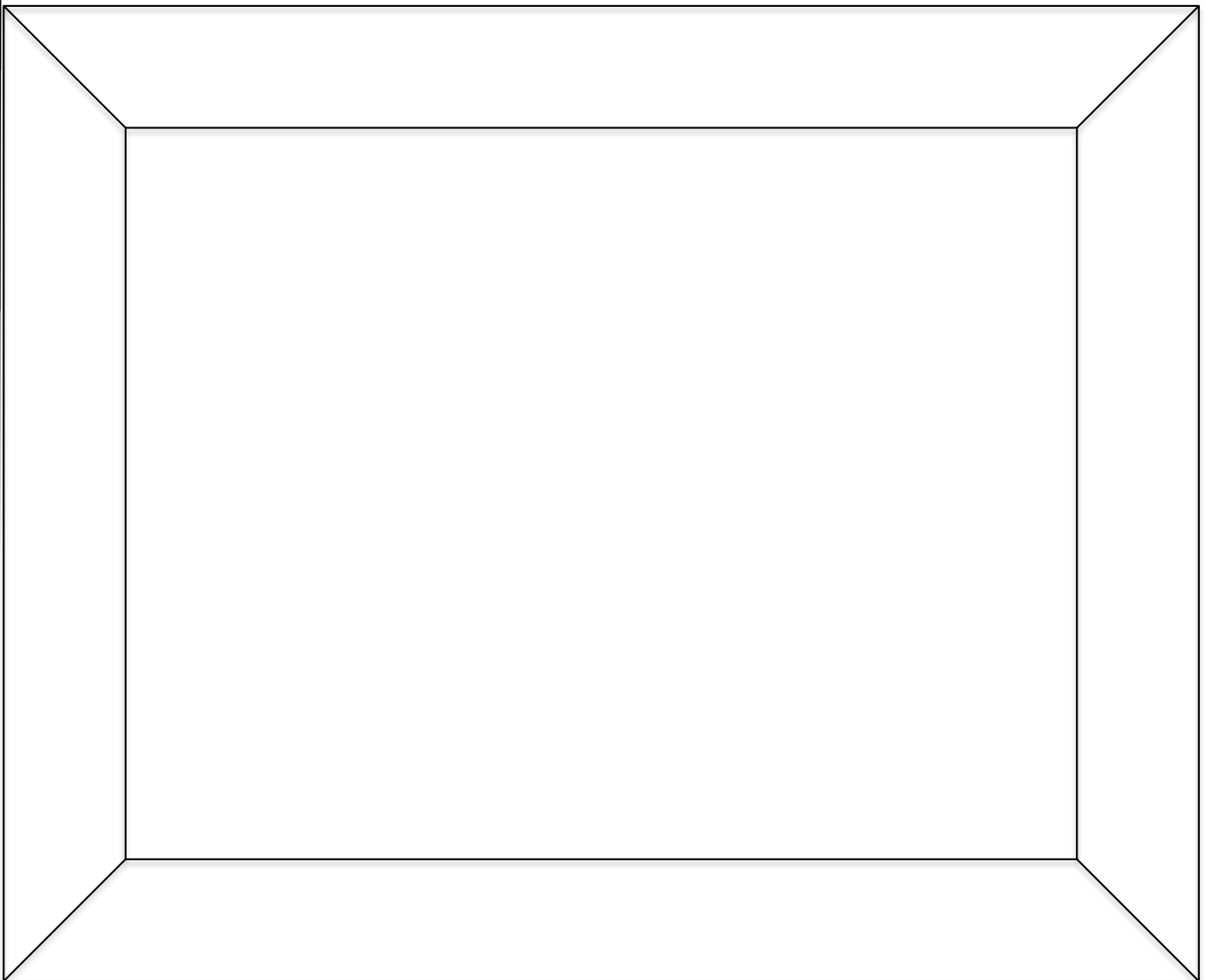
Name: \_\_\_\_\_

# What is a Celebration?

*It is a special and happy event that people put together because something good happened.*

DIRECTIONS: Remember a time when you celebrated something good. Draw a picture of it below.

I celebrated: \_\_\_\_\_





Name: \_\_\_\_\_

# New Years Eve

*The day BEFORE the new year begins. Usually on this day, people celebrate with fireworks, cookouts, staying up till midnight, and watching the "ball drop" on television from New York. It's the last day of the year, December 31<sup>st</sup>.*

DIRECTIONS: Draw a picture of how you celebrate New Years Eve.




Name: \_\_\_\_\_

# New Years Day

*This is the first day of a brand new year! January 1<sup>st</sup>. The calendar year changes to the next.*

DIRECTIONS: Color the pictures that all show a New Year!

2017



2018




Name: \_\_\_\_\_

# Labor Day

*Every year on the first Monday in September, America remembers and honors people who work.*

DIRECTIONS: Color the picture of Labor Day! Think of some workers that deserve the spotlight for what they do.



This is: \_\_\_\_\_  
\_\_\_\_\_

This is: \_\_\_\_\_  
\_\_\_\_\_

This is: \_\_\_\_\_  
\_\_\_\_\_

Name: \_\_\_\_\_

# Christmas Eve

*December 24<sup>th</sup>, the day before Christmas Day. Most people spend their time with family and friends, eating food, and maybe opening a present early.*

DIRECTIONS: Draw a picture of what you do on Christmas Eve.




Name: \_\_\_\_\_

# Christmas Day

*December 25<sup>th</sup>, the day Jesus was born and the day we celebrate Christmas; rushing down the stairs in our pajamas to open presents laid under a tree.*

DIRECTIONS: Color the pictures that show Christmas Day!



Name: \_\_\_\_\_

# What is a Holiday?

*A holiday is a day of doing no work and spending time with friends and family.*

DIRECTIONS: Read each clue, match the clue with the picture by drawing a line. Some picture will have multiple answers.

Happy Birthday  
America! ●




Bye bye year, hello  
new year! ●



The pilgrims and  
Indians celebrated  
with a feast. ●



A long journey over  
the ocean. ●



Name: \_\_\_\_\_

# What is a Holiday?

*A holiday is a day of doing no work and spending time with friends and family.*

DIRECTIONS: Read each clue, match the clue with the picture by drawing a line. Some picture will have multiple answers.

I sneak down the chimney  
to leave presents.



Remember the men and  
women who fight for our  
country.



"I have a dream..."



President's Day



Name: \_\_\_\_\_

# What is a Holiday?

*A day of doing no work and spending time with friends and family.*

DIRECTIONS: Draw a picture of what you do on this holiday.






Name: \_\_\_\_\_


# What is a Holiday?

*A day of doing no work and spending time with friends and family.*

DIRECTIONS: Draw a picture of what you do on this holiday.



1.



# Veteran's Day

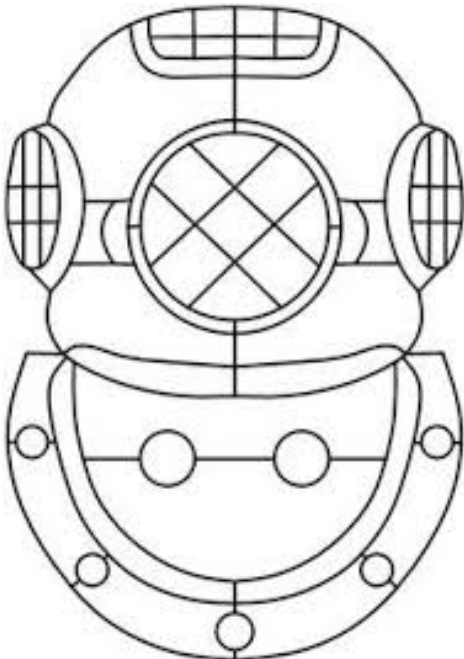


2.



November 11th,  
remember those  
who used to fight  
and are fighting for  
our country.

3.



The Navy  
protects our  
seas.

4.



The Marines  
protects our  
land, air, and  
seas.

1.



The Air Force  
protects our  
air space.



2.



The Coast  
Guard  
protects our  
coasts.

3.



The Army  
protects our  
lands.

4.



THANK YOU FOR  
SERVING  
OUR COUNTRY

Name: \_\_\_\_\_

# Veteran's Day

*Someone who is currently in the military or has been in the military. This is their day of honor!*

DIRECTIONS: Find the words below in the word search.

m	p	s	d	i	a
n	a	v	y	v	r
f	o	r	c	e	m
q	w	a	i	r	y
m	o	i	j	n	l
c	o	a	s	t	e

army

navy

marine

coast

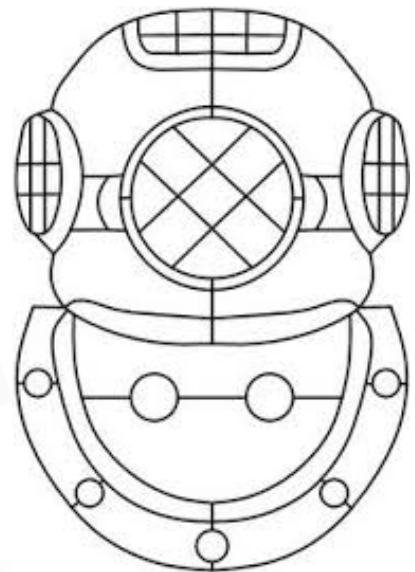

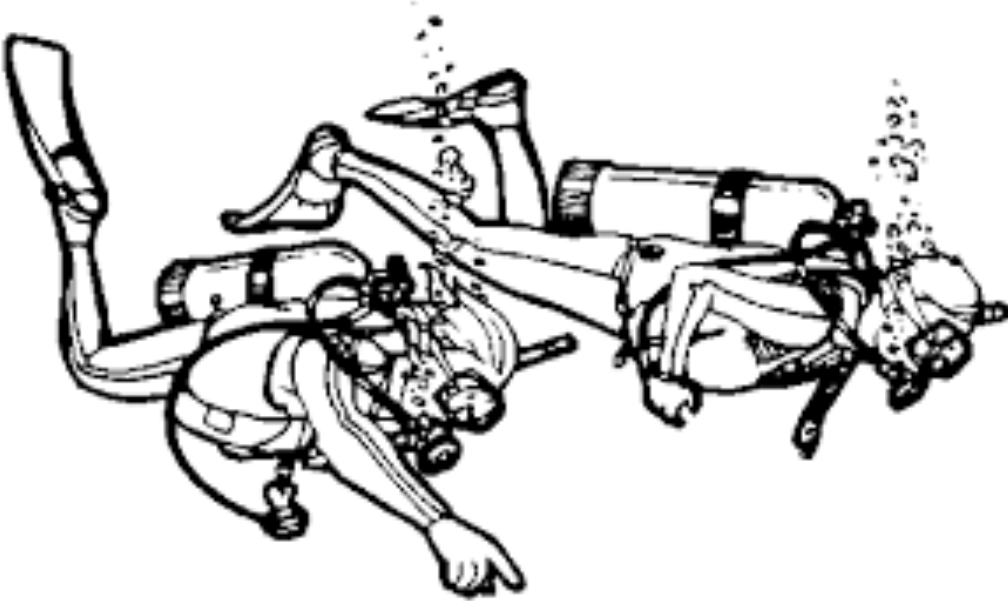
air

force

Name: \_\_\_\_\_

# Navy

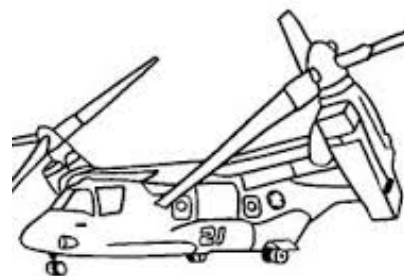
*The Navy has lots of jobs, its main job is to keep the seas safe for us and our country's friends.*



Name: .....

# Marines

*The Marines are an elite military force, they have jobs on land, in the air, and at sea.*



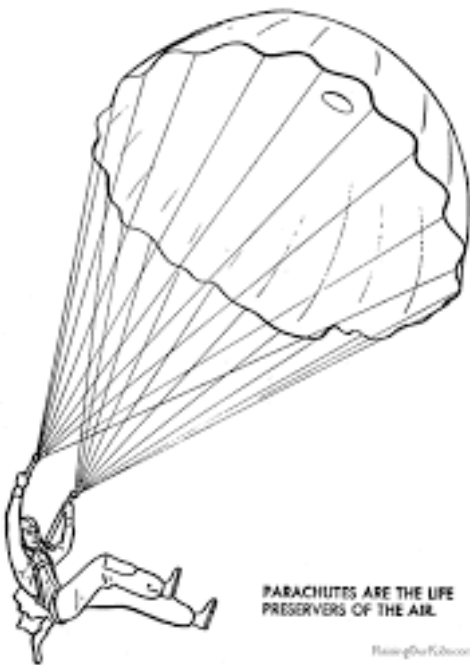

www.THECOLOR.com



Name: \_\_\_\_\_

# Army

*The Army does a lot for our country. They must always be ready to defend our country on land.*



PARACHUTES ARE THE LIFE PRESERVERS OF THE AIR.

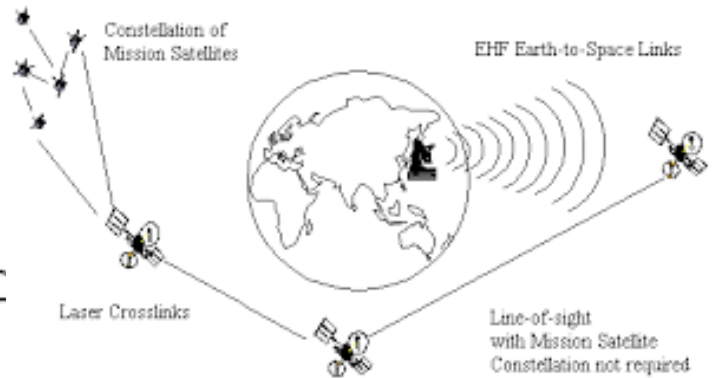
From Our Kids.com



Name: \_\_\_\_\_

# Air Force

*The Air Force protects our air, space, and cyberspace.*






Name: \_\_\_\_\_

# Coast Guard

*The Coast Guard protects the citizens out on the coast or sea.*



1.



Independence  
Day  
July 4<sup>th</sup>

2.



Colonists living in  
America were tired  
of British troops  
bossing them  
around.




3.



In 1775, a fight  
broke out between  
the colonists and  
Britain troops.

4.



The name of the fight  
was: The American  
Revolution.

5.



A man named Thomas Jefferson wrote the Declaration of Independence.




6.



The Declaration of Independence is a letter that says we are FREE!

7.

8.



Everyone important signed that letter.



Today we celebrate our Independence from Britain on July 4th with fireworks and fun.

Name: .....

# Independence Day!

*We celebrate Independence Day with parades and fireworks!*

DIRECTIONS: Draw a picture of a time when you saw a parade or fireworks for celebrating Independence Day.



Name: \_\_\_\_\_

# Independence Day!

*We celebrate Independence Day because we are free from British rules and laws.*

DIRECTIONS: Cut and paste the letters in order to spell *independence*.

d e e d p n I e n n e c


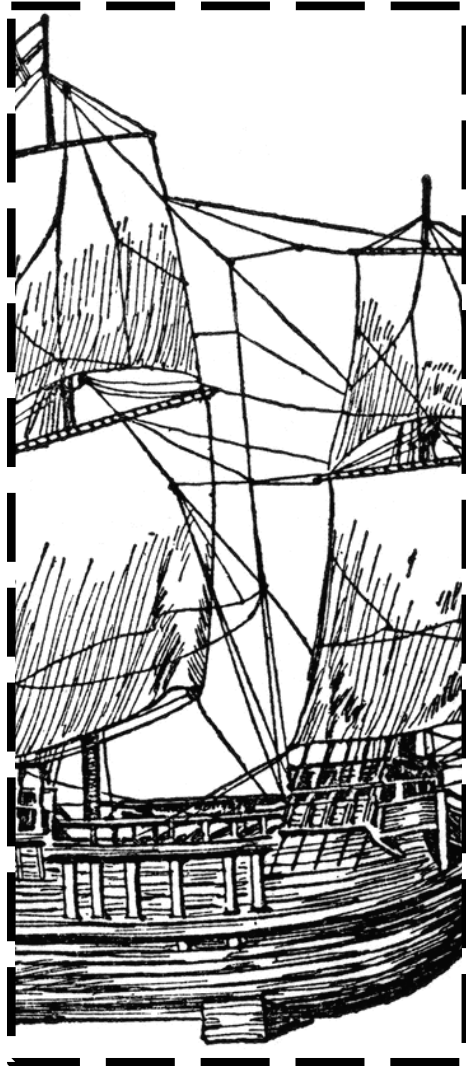
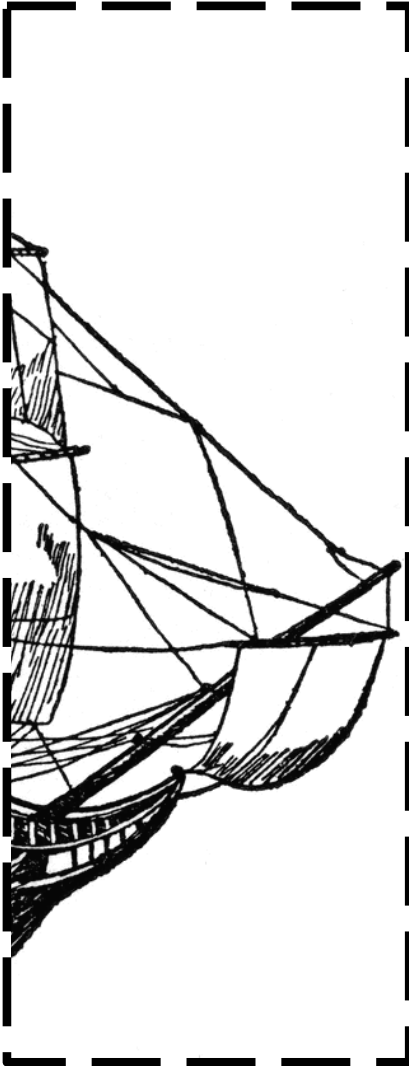
Draw a picture of something you are FREE to do:

Name: \_\_\_\_\_

# What was the Mayflower?

*The Mayflower was a **ship** that brought the Pilgrims to America. It sailed from England and landed at Plymouth, Massachusetts in 1620. The journey lasted 65 days.*

DIRECTIONS: Cut and paste the picture and words in order on a separate page.



**ship.**

a


It

was

Name: \_\_\_\_\_

# What is a Pilgrim?

*A pilgrim is someone who goes on a long distance journey and settles there.*



girl

boy

dress

hat

Name: \_\_\_\_\_

# Thanksgiving Day

*Thanksgiving Day is a day we spend with friends and family to remember what we are thankful for.*

DIRECTIONS: Find the words below in the word search.

f	o	o	d	h
a	e	b	q	e
m	w	a	p	l
i	o	m	s	p
l	r	d	k	t
y	g	i	v	e

give  
help  
grow

feast  
food  
family




Name: .....

# Stephen F. Austin

*Stephen F. Austin is a man you should know.  
He moved to Texas and helped it grow.  
He brought families from places far away.  
He sold them land and asked them to stay.  
Today Austin is a city in our state.  
The people who live there think it is great!*

DIRECTIONS: Cut and paste the picture and words in order on a separate page.



Austin.

This

Stephen F.

is

Name: \_\_\_\_\_

# Stephen F. Austin

*Because of Stephen F. Austin, Texas' capitol is named after him, Austin.*

DIRECTIONS: Color the word YES if it is something Stephen F. Austin did. Color the word NO if it is not something he did.

Yes No




Father of Christmas

Yes No



Father of Texas

Yes No



Wanted to start a new town

Yes No



Invented Fireworks

Yes No



Is a president

Yes No




He told other people about land in Texas.

Name: \_\_\_\_\_

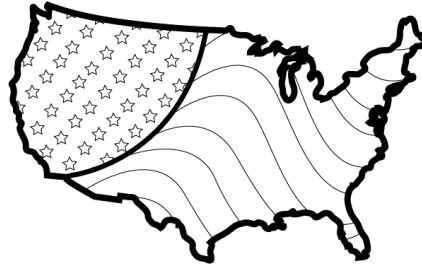
# Christopher Columbus

*In 1492 Columbus sailed the ocean blue!*

DIRECTIONS: Get with a partner, cut out your cards and your partners cards, flip them over, shuffle them and play **the match game**.



He sailed 3 ships on his journey.



He actually found America.



The King and Queen gave him money.



Returned home.



Was a sailor.



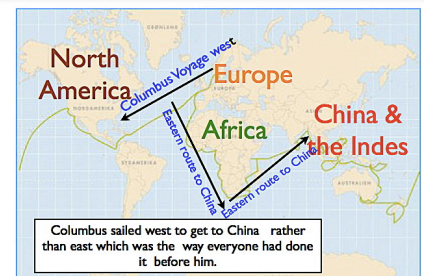
He called the people "Indians"



They found land, they thought it was India.



He wanted to go back to America.



Wanted to find a faster way to China.

Name: \_\_\_\_\_


# Christopher Columbus

*In 1492 Columbus sailed the ocean blue!*


DIRECTIONS: Get with a partner, cut out your cards and your partners cards, flip them over, shuffle them and play **the match game**.




Santa Maria



Telescope



Map



land



America

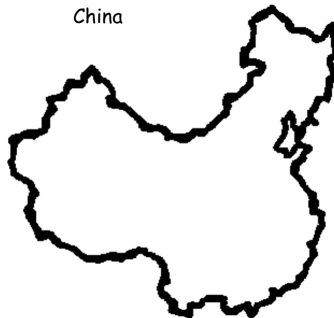


India




indian

China



China



Sail

Name: \_\_\_\_\_

# George Washington

*Known for leading the Continental Army in victory over the British. Also was the first President of the United States of America.*

DIRECTIONS: Cut and paste the picture and words in order on a separate page.



George

This

Washington.

is

Name: \_\_\_\_\_

# George Washington


*The timeline of George Washington.*

DIRECTIONS: Cut and glue the events in order from first to last.

1

2

3



Became the  
**commander** of  
the Virginia  
army.



Became the first  
**President** of the  
USA in 1787.



**Born** February  
22, 1732.

Name: \_\_\_\_\_

# Jose Antonio Navarro

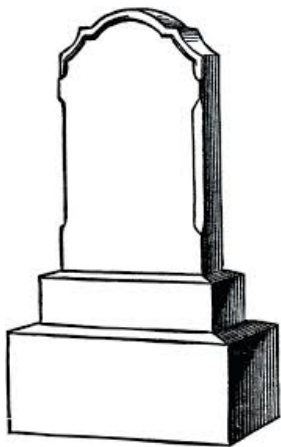
*The timeline of Jose Antonio Navarro.*

DIRECTIONS: Cut and glue the events in order from first to last.

1

2


3



**Died** January 13,  
1871.



**Signed** the Texas  
Declaration of  
Independence in  
1836.




**Born** February  
27, 1795 in San  
Antonio, Texas.

Name: \_\_\_\_\_

# I'm a Good Citizen

*Being a good citizen means we help and care for each other. We help and care for people we like and don't like.*

DIRECTIONS: Draw a picture about a time when you were a good citizen. Write about it below.



\_\_\_\_\_

\_\_\_\_\_

\_\_\_\_\_

\_\_\_\_\_

\_\_\_\_\_

\_\_\_\_\_




Name: \_\_\_\_\_

# I'm a **Bad** Citizen

*A bad citizen is someone who does NOT help or care for others.*

DIRECTIONS: Draw a picture about a time when you were a bad citizen. Write about it below.



\_\_\_\_\_

\_\_\_\_\_

\_\_\_\_\_

\_\_\_\_\_

\_\_\_\_\_

\_\_\_\_\_

\_\_\_\_\_

Name: .....

# Good -vs- Bad Citizens

Below are some pictures of people either being *good* or *bad* citizens. Color the word that they are being.

1



Good  
Bad

2



Good  
Bad

3



Good  
Bad

4



Good  
Bad

5



Good  
Bad

6



Good  
Bad

7




Good  
Bad

8



Good  
Bad

9



Good  
Bad

10



Good  
Bad

Name: .....

# Community Helpers

*A community helper works in our community and helps people who live there.*

I help people when they are sick.

I make sure everyone stays safe and follows the rules in a community.

When you throw your trash away, I pick it up for you to keep the community clean.

When your house is on fire, I will be there to put it out and help.

When you need to learn things, this person is there to help you.



Name: \_\_\_\_\_

# Community Helpers

*A community helper works in our community and helps people who live there.*


If you need some things but don't have them at home, come visit me at the store and I will help you.

If you don't have a car and need a ride around town, I will help you.

When your hair gets too long and you need to cut it, come visit me.

Houses don't build themselves, they need people like me.

When your animal is sick, I will help.

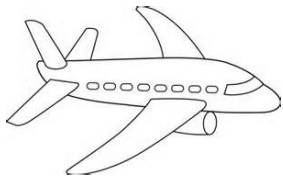





Name: \_\_\_\_\_


# Time

*Time is something that always moves forward. It never stops, it never speeds up, and it never slows down. Time is constant.*

DIRECTIONS: Color each picture that shows time.



classroomclipart.com ©



Name: \_\_\_\_\_

# Chronology

*Chronology means we put things that happened in the past in the correct order.*

DIRECTIONS: Think about this morning and waking up. Put the events in order.

**First**

**Next**

**Then**

**Last**




**Eat  
breakfast**



**Wake  
up.**



**Get out  
of bed.**



**Go  
potty.**

Name: \_\_\_\_\_

# Timeline - Seasons

*We put time in line.*

DIRECTIONS: Think about the seasons. Put the seasons in order.

Spring

Summer

Fall


Winter



Fall



Winter





Summer



Spring

Name: .....

# Timeline - Seasons





Summer

Spring

Fall

Winter

March

February

December

November

June

July

August

September

January

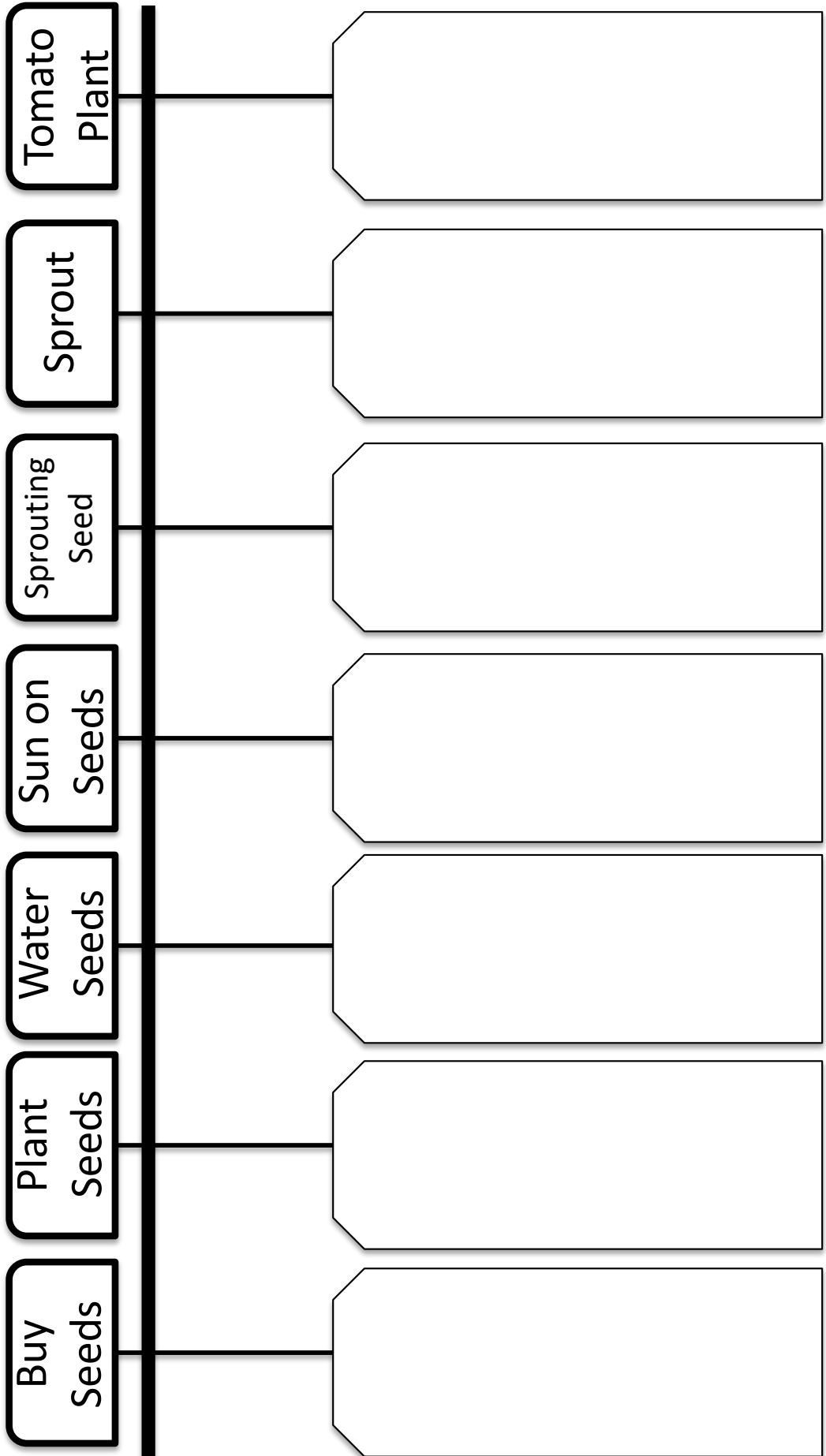
April




October

May

# Flower Timeline

Name: \_\_\_\_\_





Name: .....

# Time Order Words

*We use time order words to help up know where things are in **time**.*

DIRECTIONS: Listen to the words carefully, and draw a picture.

**Before**  
breakfast  
I...

**Before**  
bed I...

**Before**  
dinner I...

**After**  
breakfast  
I...

**After**  
bed I...

**After**  
dinner I...

**Yesterday** I...

**Today** I...

**Tomorrow**  
I will...

Name: \_\_\_\_\_

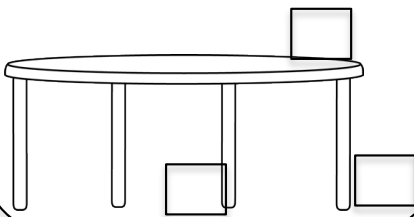
# Relative Location

*We use special words to help us know where things are.*

DIRECTIONS: Read and listen carefully to each instructions. Do as it says.

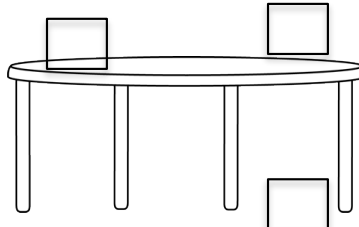
## Over

Color the square that is **OVER** the table.




## Under

Color the square that is **UNDER** the table.



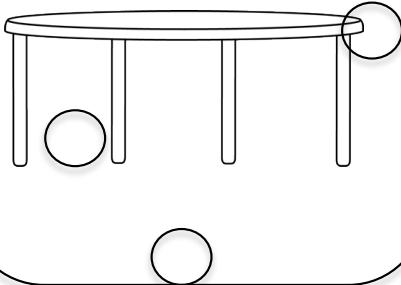
## Near

Color the square that is **NEAR** the table.



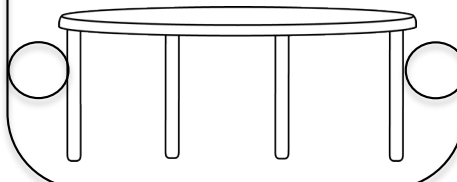
## Far

Color the circle that is **FAR** from the table.



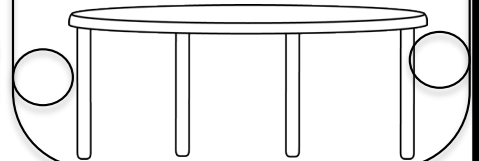
## Left

Color the circle that is **LEFT** of the table.



## Right

Color the circle that is **RIGHT** of the table.




Where are the camels?



Near Far

Where are the blooming trees?



Left Right

The airplane is where to the grass?




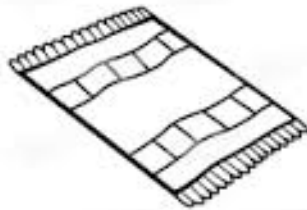



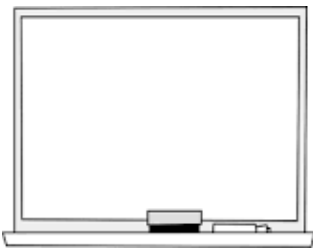
Under Over

Name: \_\_\_\_\_

# Map of my Classroom


*A map can show where things are.*

Think of some things you have in your classroom. Color all the objects below that you have in your classroom. If there are some things missing, draw them in the blank boxes. Cut and paste those things on the next page.



# Map of my Classroom

Name: \_\_\_\_\_




Name: \_\_\_\_\_

# Relative Location

*We use special words to help us know where things are to us.*


DIRECTIONS: Read and listen carefully to each sentence. Color the correct answer choice.

My  are **over** my desk.  
**under**

The  is **far** to my desk.  
**near**

A  is on my **left**  
**right**

A  is on my **right**  
**left**

The  is **under** the floor.  
**over**

I am **near** to a .  
**far**



Name: \_\_\_\_\_


# Relative Location


*We use special words to help us know where things are to us.*


DIRECTIONS: Read and listen carefully to each sentence. Color the correct answer choice.

The  is  near  far to my class.

The  is  far  near to my class.

The  is  close  far to my class.

The  is  near  far to my class.

The  is  under  over the land.

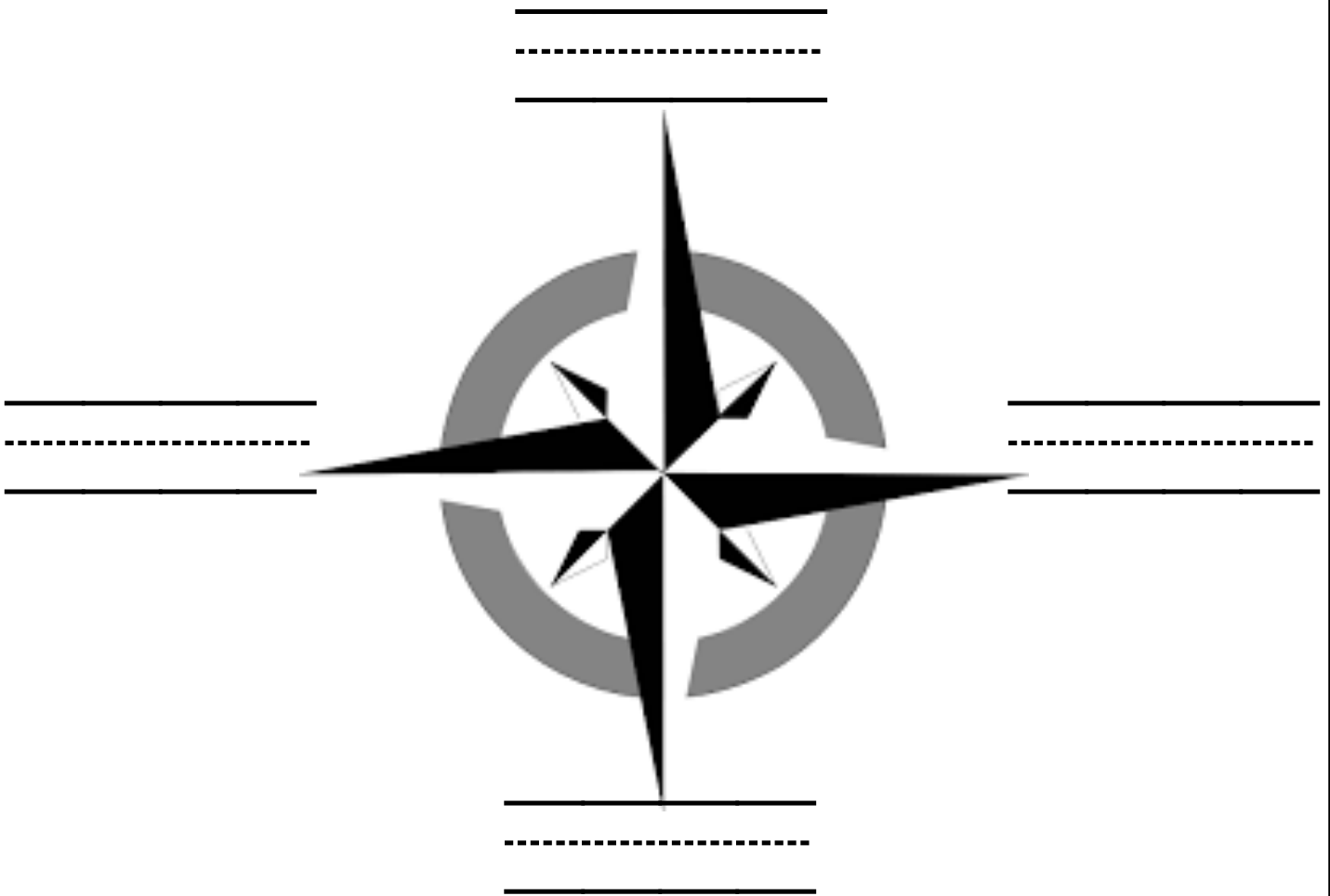
I am  near  far to the  .

Name: \_\_\_\_\_

# What is a Compass Rose?

*A Compass Rose is a symbol on a map, it shows the cardinal directions: **North**, **South**, **East**, and **West**.*

DIRECTIONS: Label the compass rose below.



Name: .....

# What is a Compass Rose?

*A Compass Rose is a symbol on a map, it shows the cardinal directions: **North**, **South**, **East**, and **West**.*


DIRECTIONS: Face the North, draw an object in each direction.

North

In Front of you.

West

To your left.



East

To your right.

South

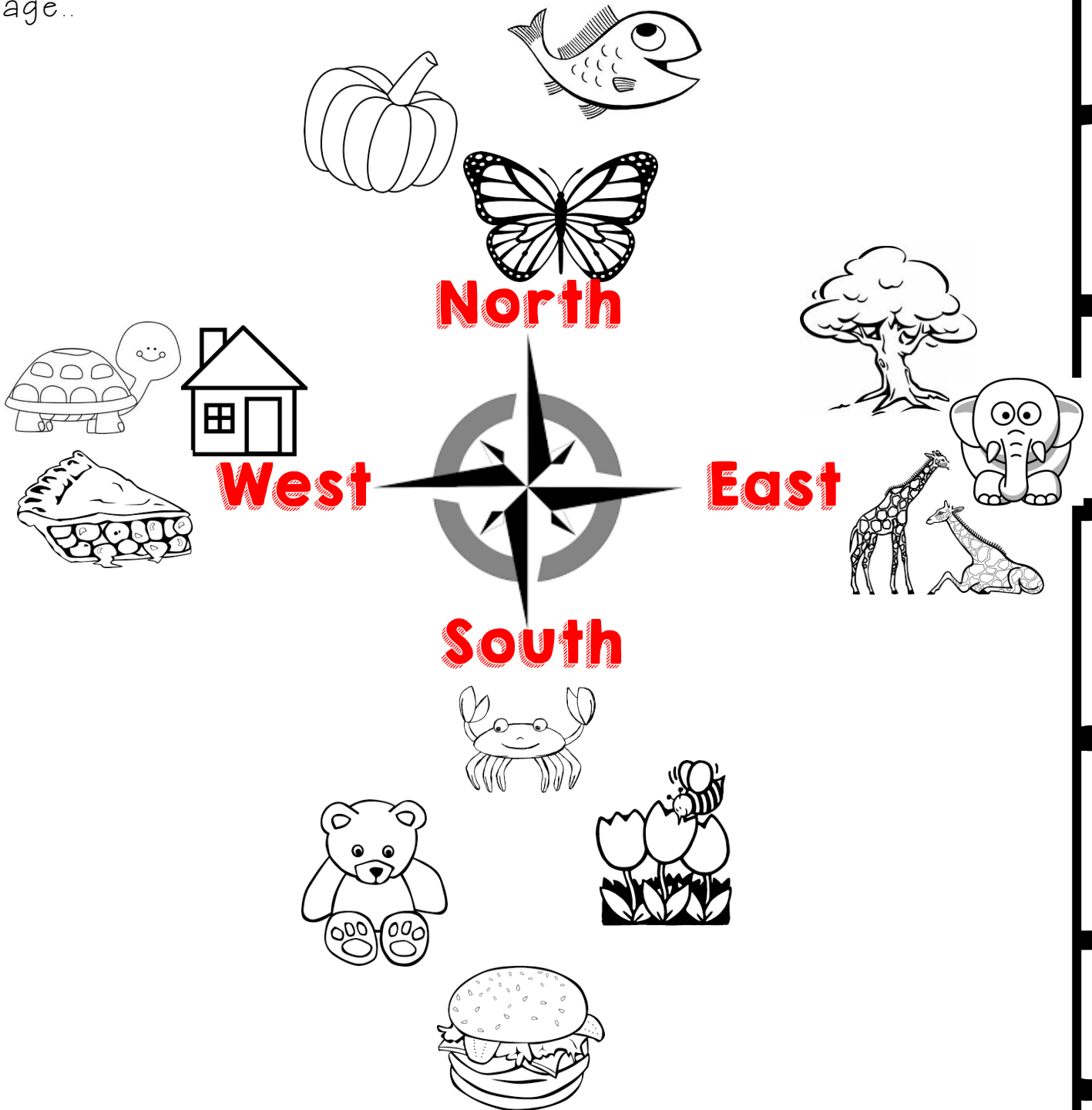
Behind you.

Name: .....

# What is a Compass Rose?

A compass rose is a symbol on a map, it shows the cardinal directions: **North**, **South**, **East**, and **West**.

DIRECTIONS: Use your map to answer the questions on the next page..




Name: .....


# What is a Compass Rose?

A compass rose is a symbol on a map, it shows the cardinal directions: **North**, **South**, **East**, and **West**.

DIRECTIONS: Use your map to answer the questions on this page.


The  is in the **North** direction.  
**South**

The  is in the **East** direction.  
**West**

The  is in the **North** direction.  
**East**

The  is in the **South** direction.  
**West**

The  is in the **North** direction.  
**South**

The  is in the **East** direction.  
**North**

Name: \_\_\_\_\_

# What is a Continent?

*A Continent is a large area of land. There are 7 continents on the globe.*

DIRECTIONS: Use the Globe to answer each question below.



A Globe is round like a ball.

I live on the Continent of : \_\_\_\_\_

Is the world flat? YES NO

Is the world round? YES NO

Color all of the Globe blue where there is water.

Name: \_\_\_\_\_

# What is a Country?

*A country is a land and the people who live there.  
The United States is our country.*

DIRECTIONS: Use the map and follow the directions below.



Color our country red.  
Color all of Canada blue.  
Color all of Mexico Green.

Name: \_\_\_\_\_

# What is a State?

*A state is part of our country. There are 50 states in the United States of America.*

DIRECTIONS: Use the map to answer each question below.



Color your state blue.

This is a map of The United States  
of America.

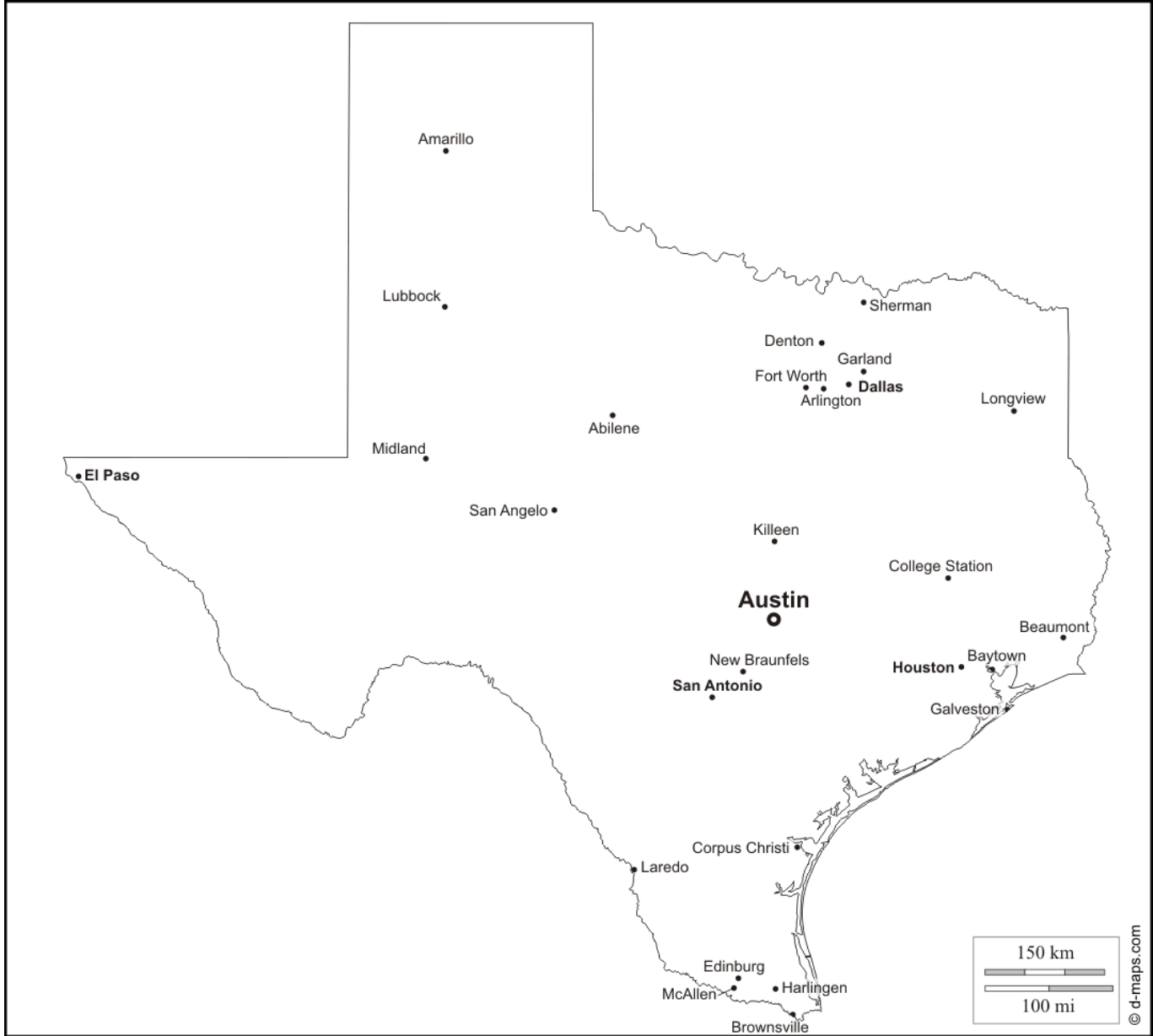


Name: \_\_\_\_\_

# What is a City?

*A city is a town where people live.*

DIRECTIONS: Use the map and follow the instructions below.



The name of our **state** is: \_\_\_\_\_  
\_\_\_\_\_

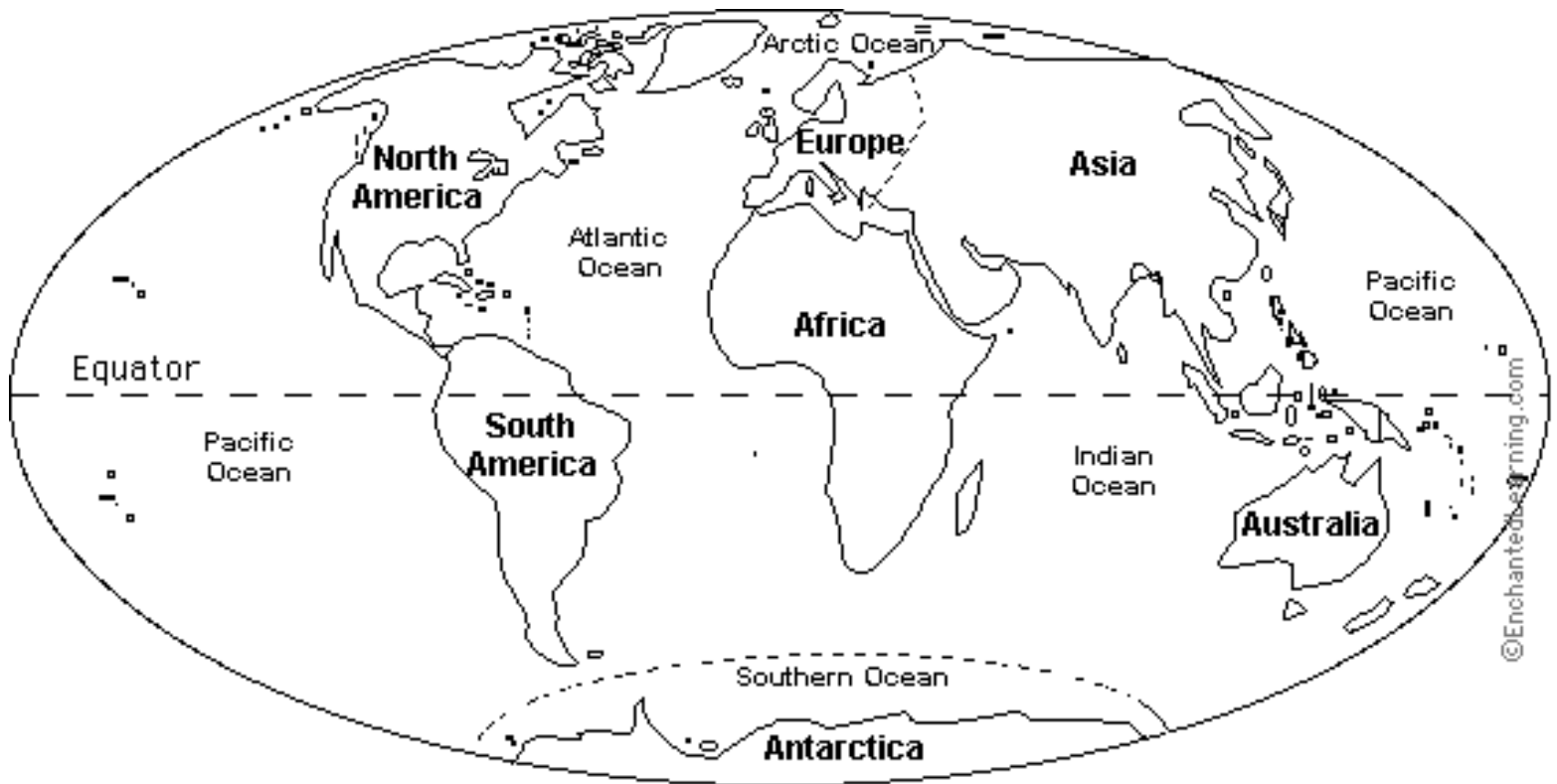
The name of our **city** is: \_\_\_\_\_  
\_\_\_\_\_

Name: \_\_\_\_\_


# Equator


*The equator is the invisible belt that runs right through the middle of Earth to separate it.*

DIRECTIONS: Use the map and follow the instructions below.



1. Color the **EQUATOR** 

1. Color all the **land** that is **NORTH** of the equator 

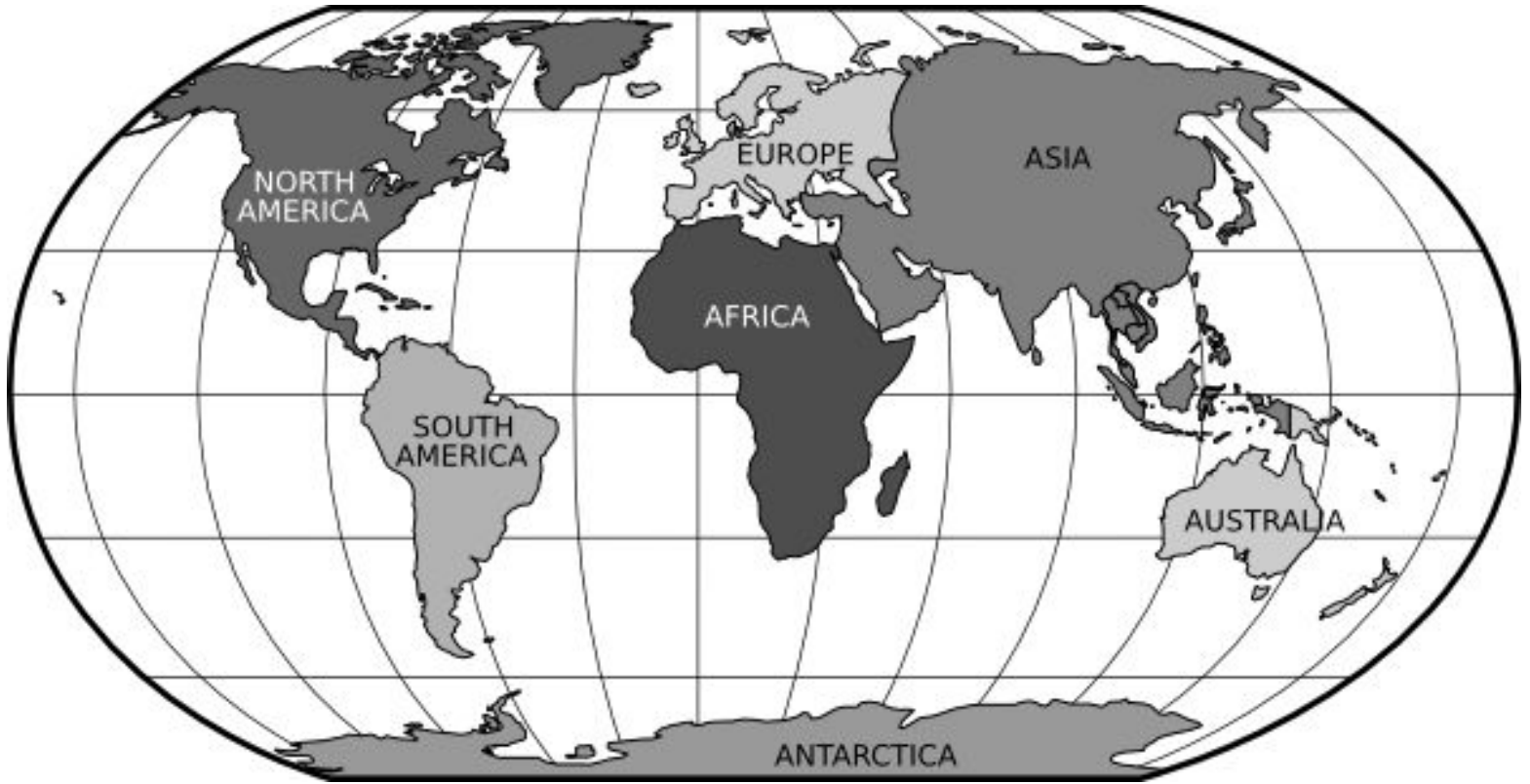
1. Color all the **land** that is **SOUTH** of the equator 



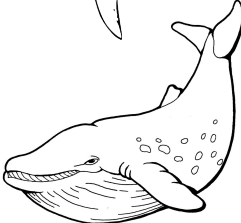

1. Color all the **water** 

Name: \_\_\_\_\_

# Ocean

*The ocean is the largest body of salt water that covers most of the Earth.*



1. Color the **ocean** 
2. Draw a  in the ocean.
3. Draw a  in the ocean.
4. Draw a  in the ocean.

Name: \_\_\_\_\_

# Beach

*A beach is a place you go, to walk on the sand, wear a swim suit to swim in the ocean, and relax.*


DIRECTIONS: Color all the things you would see at the beach.



Name: \_\_\_\_\_

# Mountain

*A huge amount of land that is taller than a hill.*



It is tall.

It is rough.

It is hard to climb.

It has sharp edges.

It can be cold and have snow.


It is high above everything.

You may find bears, mountain lions, and deer.

Name: \_\_\_\_\_

# Mountain

*A huge amount of land that is taller than a hill.*



Color the mountains grey and black.

Draw some green grass.

Draw 3 birds in the sky.

Draw any animal in the grass.

Name: \_\_\_\_\_

# Lake

*A large body of fresh or salt water that is surrounded by land.*



It is peaceful.

It is surrounded by land.

It has fresh water.


There are fish and turtles in the water.

Great spot for a picnic.

Name: \_\_\_\_\_

# Lake

*A large body of fresh or salt water that is surrounded by land.*



**Color the land around the lake green.**

Add leaves to the trees.

Draw 6 fish in the lake.


**Color the lake blue.**



Name: \_\_\_\_\_

# River

*A river is a natural stream of water that flows through land and travels one direction.*




It tries to make it's way back to the ocean.

Fresh water, can run fast or slow.

Name: \_\_\_\_\_

# River

*A river is a natural stream of water that flows through land and travels one direction.*



Color the river blue.

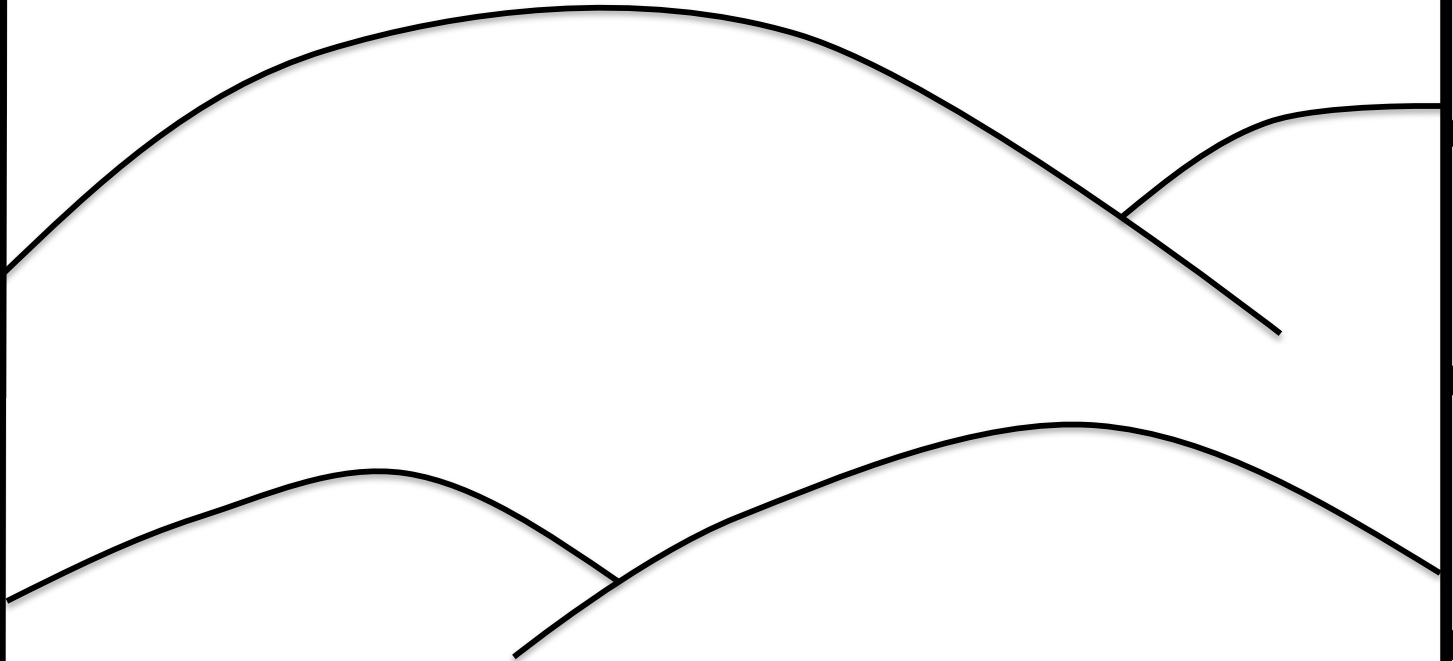
Draw 4 rocks.

Draw a bird and nest in a tree.

Name: \_\_\_\_\_

# Hill

*A smooth raised area of land.*



**Color the hills green.**


Draw 8 flowers on the hills.

Draw any animal.

Name: \_\_\_\_\_

# Island

*A piece of land surrounded by water.*



**Color the water blue.**

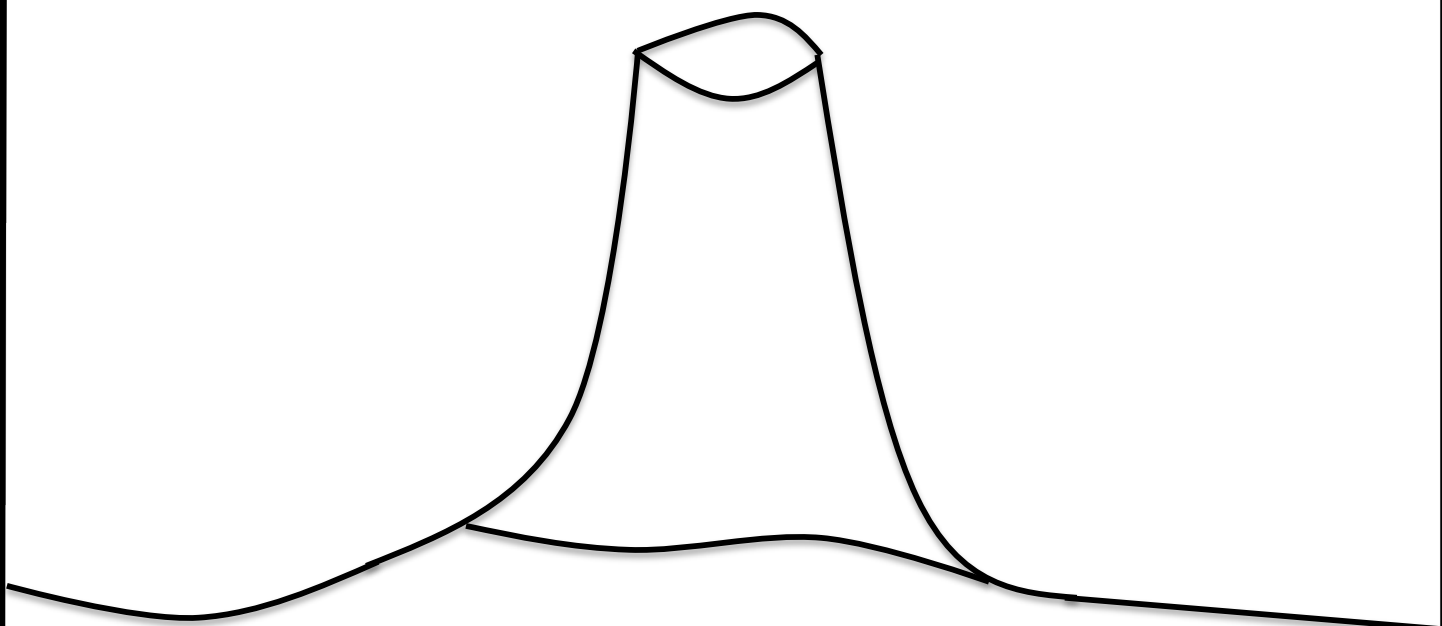
Draw 3 fish in the water.

Draw anything on the island.

Name: \_\_\_\_\_

# Volcano

*A mountain or hill through which lava erupts out of.*



**Draw lava coming out of the crater.**

**Color the ground brown.**

Name: \_\_\_\_\_

# Landforms


*There are many different types of landforms.*

DIRECTIONS: Draw a line to match the picture with the word.

Mountain




Hill




Coast




Valley



Plains



Island




Name: \_\_\_\_\_

# Landforms

*There are many different types of landforms.*

DIRECTIONS: Draw a line to match the picture with the word.

Volcano




Canyon



Jungle



Desert



Waterfall



Pond



Name: .....

# Land and Water

Mountain




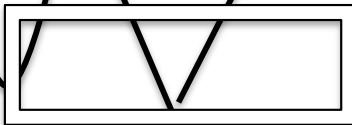

Ocean

Valley

Lake

River

Hill









Name: \_\_\_\_\_

# Seasons: Spring

*Spring is here! Good-bye snow, flowers grow. Birds and bees, leaves on trees. Grass is green, hello spring!*

DIRECTIONS: Use the picture to add to it and make it look like Spring!


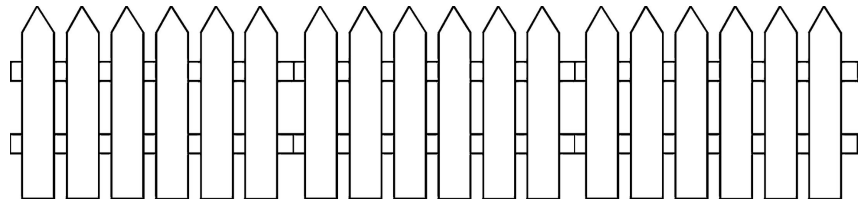
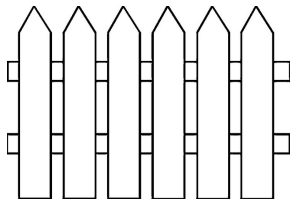



Name: \_\_\_\_\_

# Seasons: Summer

*Summer, Summer! Time for fun! Run all day in the hot sun. Don't have school. Jump in the pool. Eat ice cream to keep cool.*

DIRECTIONS: Use the picture to add to it and make it look like Summer!


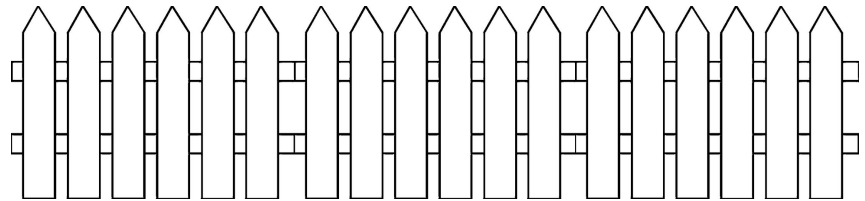
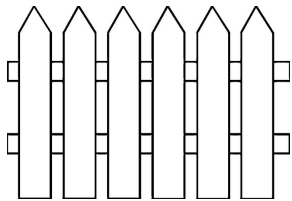



Name: \_\_\_\_\_

# Seasons: Fall

*Days are cooler. Red, yellow, orange, and brown leaves are falling to the ground. Days are getting shorter. Nights are getting longer.*

DIRECTIONS: Use the picture to add to it and make it look like Fall!


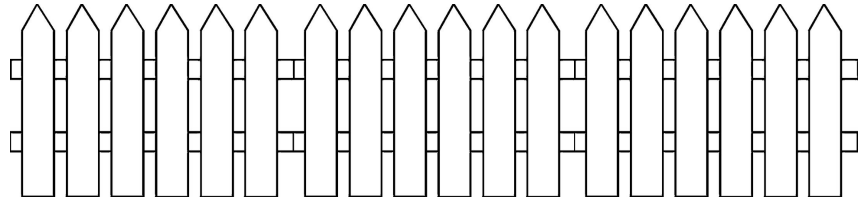
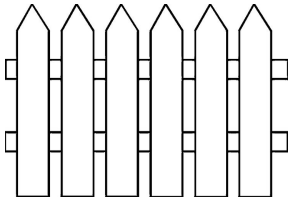



Name: \_\_\_\_\_

# Seasons: Winter

*Winter is cold! Bundle up for warmth. The sky is dark, the ground is white. Stay inside and drink hot cocoa.*

DIRECTIONS: Use the picture to add to it and make it look like Winter!




Name: \_\_\_\_\_

# Weather

*We have lots of different weather.*

DIRECTIONS: Match the weather word with the weather picture.



snowy

windy



foggy

rainy

cloudy

stormy

sunny



Name: \_\_\_\_\_

# Natural Resources

*A natural resource is something that only nature can make.*

DIRECTIONS: Cut and glue the words to match the picture.



\_\_\_\_\_



\_\_\_\_\_



\_\_\_\_\_



\_\_\_\_\_



\_\_\_\_\_



\_\_\_\_\_

Water

Rocks

Oil

Air

Sun Light

Wind

Name: \_\_\_\_\_

# Natural Resources

*A natural resource is something that only nature can make.*

DIRECTIONS: Cut and glue the words to match the picture.



Plants

Soil

Wind

Water

Animals

Sun Light

Name: \_\_\_\_\_

# Earning a Living

*Earning a living means you have a job that you go to and work at. Because you work, you get paid money.*

DIRECTIONS: Color yes or no if you would like to do this job.



yes no



yes no




yes no



yes no




yes no



yes no



yes no



yes no



yes no



Name: \_\_\_\_\_

# Earning a Living

*Earning a living means you have a job that you go to and work at. Because you work, you get paid money.*

DIRECTIONS: Color yes or no if you would like to do this job.



yes no



yes no



yes no



yes no



yes no



yes no



yes no



yes no



yes no

Name: .....

# Shelter

*A shelter is a place or home that protects you from: rain, snow, ice, thunderstorms, heat, cold, wind, and sun.*

DIRECTIONS: Below are some houses people can use. Color yes or no if you would take shelter there.



yes no



yes no



yes no



yes no



yes no



yes no



yes no



yes no



yes no

Name: \_\_\_\_\_

# Shelter

*A shelter is a place or home that protects you from: rain, snow, ice, thunderstorms, heat, cold, wind, and sun.*


DIRECTIONS: Pretend you are all alone in the jungle, it starts to rain. You need to create a shelter quickly to keep yourself and your things from getting wet. Draw a picture of your shelter you would make.

Name: \_\_\_\_\_

# Clothing

*We use clothing to cover or protect our body from the outside environment.*

DIRECTIONS: Cut and glue the clothing needed to enjoy or survive the environment below.






Name: \_\_\_\_\_

# Clothing

*We use clothing to cover or protect our body from the outside environment.*

DIRECTIONS: Draw the clothing you would need for the environment below.




Name: \_\_\_\_\_

# Clothing

*We use clothing to cover or protect our body from the outside environment.*

DIRECTIONS: Draw the clothing or items you would need for the environment below.



Name: .....

# Food

*Our body is a machine. In order for it to work correctly, you need to eat the right foods. Our body must have food and water to survive.*

DIRECTIONS: Color yes or no if your body MUST have that food.



yes no



yes no



yes no



yes no



yes no



yes no



yes no



yes no



yes no






Name: \_\_\_\_\_

# Where does food come from?

*Some of our food comes from certain animals, the ground, trees, or vines.*

DIRECTIONS: Draw a line matching the food and where it comes from.



Name: \_\_\_\_\_

# Where does food come from?

*Some of our food comes from certain animals, the ground, trees, or vines.*


DIRECTIONS: Draw a line matching the food and where it comes from.



Name: \_\_\_\_\_

# Statue of Liberty

*A symbol of friendship. Made of copper like a penny, but turned green because of the sun, wind, and rain.*



tablet

base

robe

crown

torch

Name: \_\_\_\_\_

# The White House

*The home and office of the President and his family. It's called the White House because it's coated in a lime-based white wash. The White House has survived 2 fires. It has 132 rooms, and 35 bathrooms.*



Our current president's name is:

Donald Trump

DIRECTIONS: Write the President's name below:

\_\_\_\_\_

\_\_\_\_\_

\_\_\_\_\_

\_\_\_\_\_

\_\_\_\_\_

\_\_\_\_\_

# Terms of Use

## You May

- ✓ Use this item for personal/student use in a single classroom.
- ✓ Purchase licenses at a big discount for others to use this resource.
- ✓ Enjoy this product for years to come (check back for updated versions).

## You May NOT

- X Give this item to your friends or colleagues.
- X Copy this item for use by others.
- X Post this item on a website for download. This includes personal websites, district websites, Amazon Inspire, etc.
- X Post this item or any like copy for sale or for free.

© Stacey Payne

All rights reserved. Purchase of this unit entitles the purchaser the right to reproduce the pages in limited quantities **for single classroom use only**. Duplication for an entire school, an entire school system, or commercial purposes is strictly forbidden without written permission from the publisher.

Copying any part of this product and placing it on the internet in any form (even a personal/classroom website) is strictly forbidden and is a violation of the Digital Millennium Copyright Act (DMCA). These items can be picked up in a Google search and then shared worldwide for free.



# About the Author

I love teaching elementary! I have 5 years teaching experience in grades K-5, most of my years I spent teaching those grade levels at the same time! Yes, you read that correctly; just like a one room school house! It was ever bit of challenging and difficult as it was rewarding.

The school that I taught at was a private therapeutic boarding school that housed students who were abused, abandoned, neglected, or trafficked. Given the daily demands of meeting each special need in the classroom, filling learning gaps, and being required to meet state standards while teaching multiple grade levels simultaneously, I started to noticed areas in teaching that simply needed to be easier on me yet still rigorous for my students.

So, my journey with TpT began. I started creating materials that anyone could easily implement right into their routine.

Thank you for purchasing my products!  
Please feel free to contact me if you see any issues or have constructive ideas that could make my products even better!

 Teachers Pay Teachers [Stacey Payne](#)

 [Follow Me](#)



# Check this out:

## Sub Plans

no prep

- ✓ Print & Go!
- ✓ Morning Work
- ✓ ELAR/Writing
- ✓ Math
- ✓ Social Studies
- ✓ Science

Grade 1

## Sub Plans

no prep

- ✓ Print & Go!
- ✓ Morning Work
- ✓ ELAR/Writing
- ✓ Math
- ✓ Social Studies
- ✓ Science

Grade 2

## Sub Plans

no prep

- ✓ Print & Go!
- ✓ Morning Work
- ✓ ELAR/Writing
- ✓ Math
- ✓ Social Studies
- ✓ Science

Grade 3

## 1st Grade MONEY

1st Grade MONEY

## 1st Grade Graphing

- ✓ Extra Practice
- ✓ Black and White
- ✓ Color
- ✓ Bar Graphs
- ✓ Tally Graphs

1st Grade Graphing

## Social Studies 1st Grade BUNDLE

TEKS Aligned

Unit 1, Unit 2, Unit 3, Unit 4, Unit 5, Unit 6

Full Year TEKS Alignment.

# THANK YOU:

